

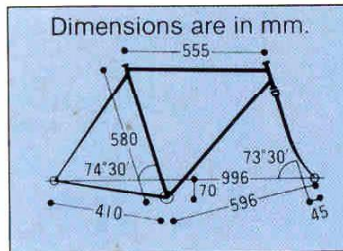
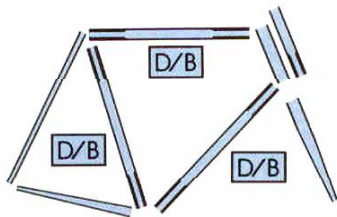
MARUISHI



SPR

Professional


Designed for the serious racer or the weekend enthusiast who just wants the very best; the Professional is a true hi-performance bicycle. The latest advancements in frame design and materials including investment cast lugs and fork crown have been combined with Tange Champion No.2 double-butted chrome-moly tubes and the finest components available to create a truly responsive thoroughbred.



Pearlized Silver (S-11)

FRAME: FRAME SIZES: 52, 55, 58 & 61cm.
MAIN TUBING: Tange Champion No.2 Chrome-moly double-butted throughout. **LUGS:** Eisho lost wax.
SEAT & CHAIN STAYS: Tange Champion No.2, oval chainstay, Semi-wrapover seatstays, MARUISHI engraved. **FRONT FORK:** Chrome-moly R150 bent.
FORK CROWN: Maruishi original lost wax with reinforcing tangs, with KANGAROO engraved. **ENDS:** Suntour Superbe Pro forged. **BRAZE-ONS:** Brake cable tunnels on top tube/Derailleur cable guides under bottom bracket/Derailleur cable stop under chainstay/Superbe Pro shift lever bosses on down tube/Squared edges on forged ends/Vertical cut on seat & chainstay tip ends/Reinforced bridges on seat & chainstays/1 set of water bottle mounts, reinforced/Recessed brake mounting bolt fittings/Chain hanger on right seatstay. **HEADSET:** Falcon alloy Sealed mech. **CHROMED:** Axle faces on forged ends.
TIRES: Wolber International 275g tubular, Presta valves.
RIMS: Mavic Monthlery Route alloy tubular 36 holes.
HUBS: Suntour Superbe alloy small flange QR.
SPOKES: 14-15G butted, stainless steel.

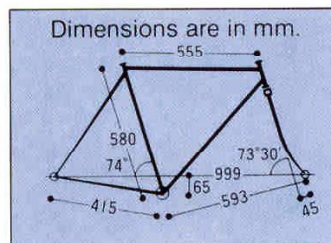
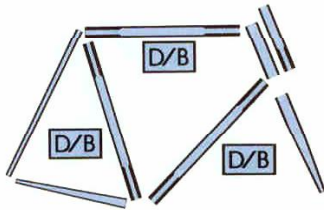
FRONT DERAILLEUR: Suntour Superbe. **REAR DERAILLEUR:** Suntour Superbe. **SHIFT LEVER:** Suntour Superbe Pro down tube, crystal outer.
CRANKSET: Sugino AS one-piece forged 53 x 42T x 170mm.
FREEWHEEL: Suntour New Winner 13-22T 6-speed gold.
CHAIN: Suntour Superbe 110 links gold.
PEDALS: MKS Esquartz with integral alloy toe clips & straps.
SADDLE: Fujita Professional Seamless King, Ecsaine top.
SEAT PILLAR: SR CT-P5 Laprade alloy 7 1/2", Chrome-moly allen key binder.
HANDLEBAR: Nitto Mod 55 400mm/420mm alloy, Cateye suade tape white. **STEM:** Nitto Pearl alloy.
BRAKES: New Gran-Compe 400 alloy sidepull, QR & tire guides. **BRAKE LEVERS:** New Gran-Compe 202 drilled levers with rubber hoods, crystal outer.
ACCESSORIES: MARUISHI plastic water bottle/Alloy bottle cage/Primus SLC frame-fit pump alloy chromed/CPSC reflectors/Touch-up paint/Rim cement.
WEIGHT: 21.9 lbs.



STC

Competition

Whether riding your next Triathlon or beating your personal best on the latest Century ride, it's hard to exceed the performance of this bicycle. All the features the competitive cyclist requires: double bottle braze-ons, recessed brake bolts, braze-on pump peg, a truly race-worthy frame built of Tange Champion No.2 chrome-moly tubes and the new Suntour Cyclone Mark II derailleur system to highlight an unbeatable selection of components.



Fire Red (R-34)

FRAME: FRAME SIZES: 52, 55, 58 & 61cm.

MAIN TUBING: Tange Champion No.2 Chrome-moly double-butted throughout. **LUGS:** Tange Champion.

SEAT & CHAIN STAYS: Chrome-moly oval chainstays, Semi-wrapover seatstays MARUISHI engraved. **FRONT FORK:** Chrome-moly R150 bent.

FORK CROWN: Maruishi original lost wax with reinforcing tangs, with KANGAROO engraved. **ENDS:** Suntour Superbe Pro forged. **BRAZE-ONS:** Brake cable tunnels on top tube/Derailleur cable guides under bottom bracket/Derailleur cable stop under chainstay/Suntour Superbe shift lever bosses on down tube/Vertical cut on seat & chainstay tip ends/Reinforced bridges on seat & chainstays/2 sets of water bottle mounts, reinforced/Recessed brake mounting bolt fittings/Chain hanger on right seatstay/1 pump peg. **HEADSET:** New Falcon Sealed mech.

TIRES: IRC Roadlite 700 x 25C skinwall 100psi, Presta valves.

RIMS: Araya 20A alloy 700C 36 holes.

HUBS: Suntour BH-4600 sealed bearing small flange alloy QR 36 holes.

SPOKES: 14-15G butted, stainless steel.

FRONT DERAILLEUR: Suntour Cyclone Mark-II.

REAR DERAILLEUR: Suntour Cyclone Mark-II. **SHIFT LEVER:** Suntour LD-3350 down tube, crystal outer.

CRANKSET: SR AEC-100 one-piece forged 53 x 42T x 170mm, Sugino Sealed mech. **B.B. FREEWHEEL:** Suntour New Winner 13-22T 6-speed gold.

CHAIN: Suntour Superbe 110 links gold.

PEDALS: MKS Esquartz 102 with integral alloy toe clips & straps.

SADDLE: Fujita Seamless Conpy, leather top.

SEAT PILLAR: SR CT-P5 Laprade alloy 7 1/2", Chrome-moly allen key binder.

HANDLEBAR: SR World Custom 390mm/420mm alloy, OGK cushion tape white. **STEM:** SR Royal 2 alloy.

BRAKES: New Gran-Compe 400 alloy sidepull, QR & tire guides. **BRAKE LEVERS:** New Gran-Compe 202 drilled levers with rubber hoods, crystal outer.

ACCESSORIES: MARUISHI plastic water bottle/Alloy bottle cage/CPSC reflectors/Touch-up paint.

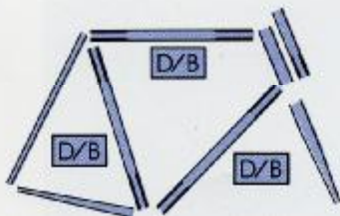
WEIGHT: 22.4 lbs.



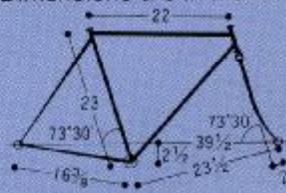
STR

Record

A close cousin to the Professional and Competition, this highly spirited and lightweight machine will stand the test of any competition and the sealed mechanism headset, bottom bracket and hubs give it the versatility to weather almost any conditions. The exciting New 600EX components from Shimano combine with the Ishiwata 022 double-butted chrome-moly frame to produce another Maruishi champion.




Dimensions are in inches.



Cobalt Blue (B-55)

FRAME: FRAME SIZES: 21", 23" & 25". **MAIN TUBING:** Ishiwata Seamless Chrome-moly double-butted. **LUGS:** Eieho 2500, with seat collar. **SEAT & CHAIN STAYS:** Hi-tension steel, spoon seatstays. **FRONT FORK:** Chrome-moly. **FORK CROWN:** CCL with KANGAROO engraved. **ENDS:** Shimano EF/UF20 forged. **BRAZE-ONS:** Brake cable tunnels on top tube/Derailleur cable guides under bottom bracket/Derailleur cable stop under chainstay/Shimano New 600 EX shift lever bosses on down tube/2 sets of water bottle mounts/Recessed brake mounting bolt fittings/Chain hanger on right seatstay/1 pump peg. **HEADSET:** Shimano New 600 EX Sealed mech. **PANELING:** Head tube. **TIRES:** IRC Roadlite 700x25C skinwall 100psi, Presta valves. **RIMS:** Araya 20A alloy 700C 36 holes, black anodized. **HUBS:** Shimano New 600 EX alloy small flange QR 36 holes, Sealed mech. **SPOKES:** 14G stainless steel. **FRONT DERAILLEUR:** Shimano New 600 EX. **REAR DERAILLEUR:** Shimano New 600 EX. **SHIFT LEVER:** Shimano New 600 EX down tube, crystal outer.

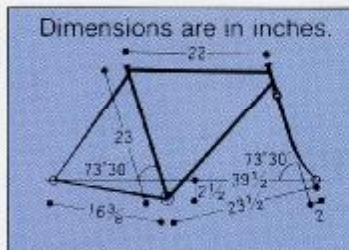
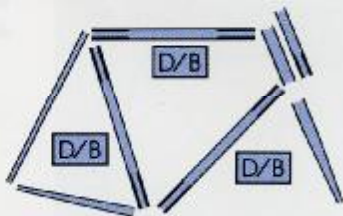
CRANKSET: Shimano New 600 EX one-piece forged 52x42Tx170mm, Shimano New 600 EX Sealed mech. **FREEWHEEL:** Shimano New 600 EX 13-22T 6-speed silver. **CHAIN:** Shimano Uniglide 110 links silver. **PEDALS:** Shimano New 600 EX with integral toe clips & straps, Sealed mech. **SADDLE:** Vetta anatomic, vinyl top. **SEAT PILLAR:** SR CT-P5 Laprade alloy 7 1/4" black flutes, allen key binder. **HANDLEBAR:** SR CTD alloy maees 390mm/420mm, Cateye shiny tape. **STEM:** SR CT alloy. **BRAKES:** Shimano New 600 EX alloy sidepull, QR & tire guides. **BRAKE LEVERS:** Shimano New 600 EX drilled levers with black rubber hoods, crystal outer. **ACCESSORIES:** MARUISHI plastic water bottle/Alloy bottle cage/CPSC reflectors/Touch-up paint. **WEIGHT:** 22.6 lbs.



STE

Excellence

As the name suggests, this model offers an excellent balance of components and design that result in a highly responsive bicycle. Highlighted by the Ishiwata 022 double-butted frame, this model includes the new Suntour Cyclone derailleurs and many of the features found on the more expensive racing models. But it doesn't just look like a racing bicycle, it rides like one.



Gun Gray (S-5)

FRAME: FRAME SIZES: 21", 23" & 25". **MAIN TUBING:** Ishiwata Seamless Chrome-moly double-butted. **LUGS:** Nikko Italian style, with seat collar. **SEAT & CHAIN STAYS:** Hi-tension steel, spoon seatstays. **FRONT FORK:** Hi-tension steel. **FORK CROWN:** CCL, with KANGAROO engraved. **ENDS:** Maruishi original forged. **BRAZE-ONS:** Brake cable tunnels on top tube/Derailleur cable guides under bottom bracket/Derailleur cable stop under chainstay/Suntour Cyclone shift lever bosses on down tube/2 sets of water bottle mounts/Recessed brake mounting bolt fittings/Chain hanger on right seatstay/1 pump peg. **HEADSET:** New Falcon Sealed mech. **PANELING:** Head tube. **TIRES:** IRC Roadlite 700 x 25C skinwall 100psi. Presta valves. **RIMS:** Araya 20A alloy 700C 36 holes, black anodized. **HUBS:** Suzue CSH-SQ alloy, small flange QR 36 holes, New Sealed mech. **SPOKES:** 14G stainless steel. **FRONT DERAILLEUR:** Suntour Cyclone. **REAR DERAILLEUR:** Suntour Cyclone. **SHIFT LEVER:** Suntour Cyclone down tube, crystal outer.

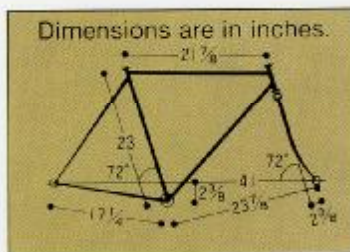
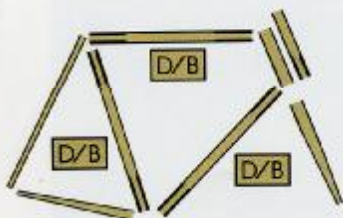
CRANKSET: Sugino DGS one-piece 52 x 42T x 170mm alloy. **FREEWHEEL:** Suntour PS-6000 13-24T 6-speed gold. **CHAIN:** DID Lanner 110 links gold/black. **PEDALS:** KKT Pro-Vic II A alloy with toe clips & straps. **SADDLE:** Vetta anatomic, vinyl top. **SEAT PILLAR:** SR CT-P5E alloy 7 1/2" black flutes, allen key binder. **HANDLEBAR:** SR CTD alloy maees 390mm/420mm, Cataye shiny tape. **STEM:** SR CT alloy. **BRAKES:** Dia-Compe GX-500N alloy sidepull, QR & tire guides. **BRAKE LEVERS:** Dia-Compe 157 drilled levers with rubber hoods, crystal outer. **ACCESSORIES:** CPSC reflectors/Touch-up paint. **WEIGHT:** 23.1 lbs.



TA18

Tourace

An unparalleled grand touring bicycle! The 40 hole rear wheel of the TA18 lets you know that this machine is meant for the open road. The low-mounted front pannier braze-ons, cantilever brakes, rear rack, Kevlar belt tires, sealed mechanism headset, bottom bracket and sealed bearing hubs let you know this bicycle is designed to handle the heaviest loads and the toughest conditions with ease. But the weight won't be from the bicycle, the foundation of this model is the Ishiwata 022 double-butted chrome-moly frame and it's fitted with the finest light alloy touring components available.



■ Royal Blue (B-31)
■ Gun Gray (S-5)

FRAME: FRAME SIZES: 19", 21", 23" & 25". **MAIN TUBING:** Ishiwata Seamless Chrome-moly double-butted. **LUGS:** Nikko F out. **SEAT & CHAIN STAYS:** Hi-tension steel. **MARUISHI** engraved seatstays. **FRONT FORK:** Hi-tension steel. **FORK CROWN:** AFL type crown, with **KANGAROO** engraved. **ENDS:** Maruishi original forged. **BRAZE-ONS:** Brake cable tunnels on top tube/Derailleur cable guides on bottom bracket/Derailleur cable stop on chainstay/Suntour shift lever bosses on down tube/2 sets of water bottle mounts/Cantilever brake studs/Rear luggage rack bosses/Double front forkend eyelets/Rear forkend eyelets/Chain hanger on right seatstay/Front low rider rack bosses on front fork/1 pump peg. **HEADSET:** Tange New Falcon Sealed mech. **PANELING:** Head tube. **TIRES:** IRC Durotour KEVLAR BELT 27" x 1-14" punwall 90psi, Schrader valves. **RIMS:** Araya 16A(3) alloy 27" x 1-14" 36 holes front, 40 holes rear. **HUBS:** Sunshine Gyromaster sealed bearing small flange alloy QR. **SPOKES:** 14G stainless steel. **FRONT DERAILLEUR:** Suntour Mountech. **REAR**

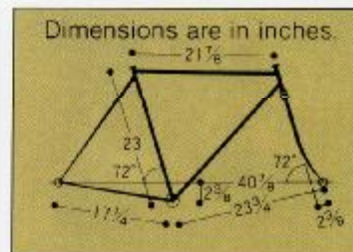
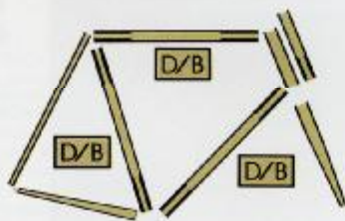
DERAILLEUR: Suntour Mountech GTL. **SHIFT LEVER:** Suntour LD-3350 down tube, crystal outer. **CRANKSET:** Sugino TRT one-piece alloy triple 50 x 45 x 28T x 170mm. Sugino Sealed mech. B.B. **FREEWHEEL:** Suntour Perfect 14-28T 8-speed gold. **CHAIN:** DID Lanner 114 links gold/black. **PEDALS:** KKT Pro-Vic II B alloy with toe clips & straps. **SADDLE:** Veltra anatomic, vinyl top. **SEAT PILLAR:** SR GT-P5 Laprade alloy 7 1/2", allen key binder. **HANDLEBAR:** Nitto randonneur B135 390mm/420mm alloy, Cateye suede tape. **STEM:** Nitto Young alloy. **BRAKES:** Dia-Compe 981 cantilever. **BRAKE LEVERS:** Dia-Compe 161G drilled levers with QR & rubber hoods, crystal outer. **ACCESSORIES:** NG-AR alloy rear carrier/CPSC reflectors/Spoke disc 7 1/2" resin/Touch-up paint/Stainless steel chainstay guard. **WEIGHT:** 27.3 lbs.



TA15

Tourace

Built for the touring enthusiast who only has eyes on the next hill the TA15 is built every bit as rugged as the TA18 but without the frills. Weight, strength, stability and handling were all considered in selecting the proper balance of components to fit this model's chrome-moly double-butted frame.



— Burgundy (C-12)
— Teal Blue (G-31)

FRAME: FRAME SIZES: 19", 21", 23" & 25". **MAIN TUBING:** Tange Chrome-moly double-butted. **LUGS:** Nikko flower nut. **SEAT & CHAIN STAYS:** Hi-tension steel. **FRONT FORK:** Hi-tension steel. **FORK CROWN:** AFL type crown, with KANGAROO engraved. **ENDS:** Maruishi original forged. **BRAZONS:** Brake cable tunnels on top tube/Derailleur cable guides on bottom bracket/Derailleur cable stop on chainstay/2 sets of water bottle mounts/Shift lever stop on down tube/Cantilever brake studs/Rear luggage rack bosses/Chain hanger on right seatstay/Front low rider rack bosses on front fork. **HEADSET:** Tange MA60. **TIRES:** IRC 27" x 1-1/4" gumwall 90psi, Schrader valves. **RIMS:** Araya 18 alloy 27" x 1-1/4" 36 holes. **HUBS:** Suzue LPF-SQ alloy small flange QR. **SPOKES:** 14G U-c-p. **FRONT DERAILLEUR:** Suntour AG Tech. **REAR DERAILLEUR:** Suntour AG Tech. **SHIFT LEVER:** Suntour DLW down tube with clamp, crystal outer. **CRANKSET:** Sugino TYT alloy one-piece cotterless crank arms, 50 x 45 x 34T x 170mm. **FREEWHEEL:** Suntour Perfect 14-30T 6-speed black.

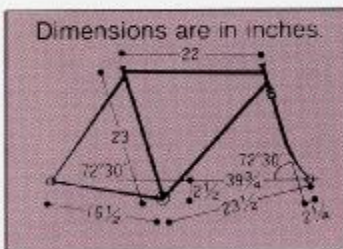
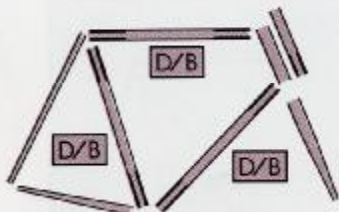
CHAIN: DID Lanner 114 links black. **PEDALS:** SR SP-154 alloy. **SADDLE:** Sella Italia anatomic vinyl top. **SEAT PILLAR:** SR CT-P6 alloy fluted, alien key binder. **HANDLEBAR:** SR RND-420 alloy randonneur, cotton tape. **STEM:** SR-AH alloy. **BRAKES:** Dia-Compe 960 cantilever. **BRAKE LEVERS:** Dia-Compe 161 levers with QR & rubber hoods, crystal outer. **ACCESSORIES:** CPSC reflectors/Spoke disc 7 1/2" resin/Touch-up paint/Stainless steel chainstay guard. **WEIGHT:** 26.0 lbs.



RX7

Roadace

The top of the Roadace family, the RX-7 is an exceptionally light-weight sport model with all the style of a racing machine but the ride you expect for around town, commuting and weekend jaunts. This model offers the comfort of an anatomic saddle, the smooth shifting of the Shimano 105 derailleurs and the speed of $27 \times 1\frac{1}{8}$ " skinwall, high pressure tires as part of a perfect balance of componentry.



 Cobalt Blue (B-55)
 Claret Wine (R-14)

FRAME: FRAME SIZES: 19", 21", 23" & 25". **MAIN TUBING:** Tange Chrome-moly double-butted. **LUGS:** Nikko F cut. **SEAT & CHAIN STAYS:** Hi-tension steel. **MARUISHI** engraved seatstays. **FRONT FORK:** Hi-tension steel. **FORK CROWN:** Ishiwata 575, with **KANGAROO** engraved. **ENDS:** Maruishi original forged. **BRAZE-ONS:** Brake cable tunnels on top tube/Derailleur cable guides on bottom bracket/Derailleur cable stop on chainstay/Shimano shift lever bosses on down tube/water bottle mounts/Recessed brake mounting bolt fittings/Chain hanger on right seatstay. **HEADSET:** Tange MA60. **PANELING:** Head tube. **TIRES:** IRC $27 \times 1\frac{1}{8}$ " skinwall 100psi, Schrader valves. **RIMS:** Araya 16A(5) alloy $27 \times 1\frac{1}{4}$ " 36 holes. **HUBS:** Shimano alloy small flange QR. **SPOKES:** 14G stainless steel. **FRONT DERAILLEUR:** Shimano 105. **REAR DERAILLEUR:** Shimano 105. **SHIFT LEVER:** Shimano 105 down tube, crystal outer. **CRANKSET:** SR SAC-100 alloy one-piece cotterless $52 \times 42T \times 170$ mm. **FREEWHEEL:** Shimano 14-26T 8-speed gold.

CHAIN: Shimano UG gold/black. **PEDALS:** SR SP-154 alloy, with toe clips and straps. **SADDLE:** Vittla anatomic, vinyl top. **SEAT PILLAR:** SR CT-P5E alloy fluted, allen key binder. **HANDLEBAR:** SR CTD alloy masts 390mm/420mm, Cateye shiny tape. **STEM:** SR CT alloy. **BRAKES:** Dia-Compe QS-500N alloy sidepull, QR & tire guides. **BRAKE LEVERS:** Dia-Compe 152 drilled levers with rubber hoods, crystal outer. **ACCESSORIES:** CPSC reflectors/Stainless steel chainstay guard/Spoke disc $7\frac{1}{2}$ " resin/Touch-up paint. **WEIGHT:** 24.0 lbs.



RX6

Roadace

The heart of the RX-6 is its chrome-moly double-butted frame. Combining strength and durability with lightness, this sport model was engineered for miles of enjoyable riding. A comfortable anatomic saddle and smooth shifting Suntour ARX derailleurs accent a combination of components that offers an excellent value.



FRAME: FRAME SIZES: 19", 21", 23" & 25" Mens, 19" & 22" Mixte. **MAIN TUBING:** Tange Chrome-moly double-butted, Chrome-moly plain-gauge for Mixte. **LUGS:** Nikko F cut, clover cut for Mixte. **SEAT & CHAIN STAYS:** Hi-tension steel. **FRONT FORK:** Hi-tension steel. **FORK CROWN:** Ishiwata 575, KANGAROO engraved. **ENDS:** Forged. **BRAZE-ONS:** Brake cable tunnels on top tube, 3 rings for Mixte/ Derailleur cable stop on chainstay/Shift lever stop on down tube/Water bottle mounts/Recessed brake mounting bolt fitting for front/Chain hanger on right seatstay. **HEADSET:** Tange MA60. **PANELING:** Head tube.

TIRES: IRC 27" x 1-1/8" gumwall 100psi, Schrader valves.

RIMS: Araya SP-30 alloy 27" x 1-1/4" 36 holes.

HUBS: Suzue alloy small-flange QR.

SPOKES: 14G U.o.p.

FRONT DERAILLEUR: Suntour AR. **REAR DERAILLEUR:** Suntour ARX-GT. **SHIFT LEVER:** Suntour DLW down tube, crystal outer.

CRANKSET: Sugino DVT one-piece alloy cotterless crank arms 52 x 42T x 165/170mm.

FREEWHEEL: Suntour Perfect 14-30T 6-speed brown.

CHAIN: DID 114 links black.

PEDALS: SR SP-154 alloy.

SADDLE: Sella Italia anatomic, vinyl top.

SEAT PILLAR: SR CT-P6 alloy, allen key binder.

HANDLEBAR: CTD alloy mae 390mm/420mm, Cateye shiny tape. **STEM:** SR-AH alloy.

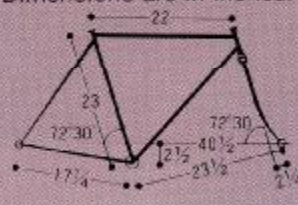
BRAKES: Dia-Compe DC-500N self-centering alloy sidepull, nutted for rear. **BRAKE LEVERS:** Dia-Compe 161 with QR & rubber hoods, crystal outer.

ACCESSORIES: CPSC reflectors/Stainless steel chainstay guard/Spoke disc 7 1/2" resin/Touch-up paint.

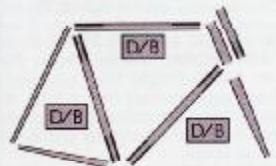
WEIGHT: 24.9 lbs.



Dimensions are in inches.



■ Bermuda Blue (BB)
■ Burgundy (C-12)



LM6 Ladyace

■ Burgundy (C-12)



WEIGHT: 26.0 lbs.

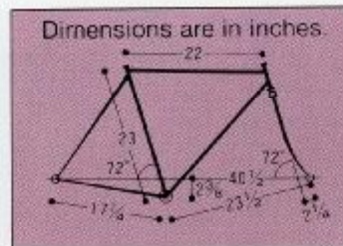
RX5

Roadace

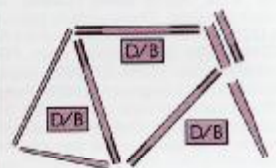
The chrome-moly double-butted frame is a feature usually found only on more expensive 'top-line' models and the RX-5 offers even more value in its component selection. The new Shimano Z components were developed to provide ease of maintenance along with smooth operation and here again you'll find the comfort of an anatomic saddle.



FRAME: FRAME SIZES: 19", 21", 23", 25" & 27" Mens, 19" & 22" Mixte. **MAIN TUBING:** Tange Chrome-moly double-butted. Chrome-moly plain-gauge for Mixte. **LUGS:** Nikko F out, clover out for Mixte. **SEAT & CHAIN STAYS:** Hi-tension steel. **FRONT FORK:** Hi-tension steel. **FORK CROWN:** A-QW. **ENDS:** Forged front, stamped rear. **BRAZE-ONS:** Brake cable tunnels on top tube, 3 rings for Mixte/Derailleur cable stop on chainstay/Shift lever stop on down tube/Water bottle mounts. **HEADSET:** Tange MA60. **TIRES:** IRC 27" x 1-1/8" gumwall 100psi, Schrader valves. **RIMS:** Araya SP-30 alloy 27" x 1-1/4" 36 holes. **HUBS:** Suzue alloy small-flange QR front, nutted rear. **SPOKES:** 14G U-c-p. **FRONT DERAILLEUR:** Shimano Z202. **REAR DERAILLEUR:** Shimano Z501. **SHIFT LEVER:** Shimano Z401 stem mount, crystal outer. **CRANKSET:** SR SAC-650 alloy cotterless crank arms 52 x 42T x 165/170mm with chain guard. **FREEWHEEL:** Shimano 14-28T 6-speed black. **CHAIN:** DID 114 links black. **PEDALS:** SR SP-450 alloy. **SADDLE:** Sella Italia anatomic, vinyl top. **SEAT PILLAR:** Stainless steel 9", 7" Mixte, allen key binder. **HANDLEBAR:** Kusuki steel mae 390mm with alloy sleeves, Cateye shiny tape for Men, alloy flat. GA-30 grips for Mixte. **STEM:** S-Win AH alloy. **BRAKES:** Shimano Z640 alloy sidepull QR front, nutted. **BRAKE LEVERS:** Shimano Z304 alloy with safety levers for Men, alloy popular levers for Mixte, crystal outer. **ACCESSORIES:** CPSC reflectors/Mylar chainstay guard/Spoke disc 7 1/2" resin/Touch-up paint. **WEIGHT:** 26.4 lbs.



■ Cobalt Blue (B-55)
■ Satin Black (K-1)



LM5 Ladyace

■ Burgundy (C-12) for Mixte



WEIGHT: 26.0 lbs.

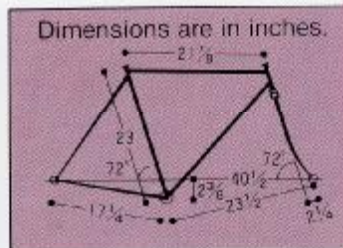
RX4

Roadace

A dependable and durable all-purpose sports model, the RX-4 is a thoughtful combination of economy and quality. The strength of chrome-moly frame tube, the durability of high pressure gumwall tires and the dependability of Suntour derailleurs are just some of the features making this bicycle a real value.



FRAME: FRAME SIZES: 19", 21", 23", 25" & 27" Mens/19" & 22" Ladies. **MAIN TUBING:** Chrome-moly plain-gauge tube. **LUGS:** Nikko cover cut. **SEAT & CHAIN STAYS:** Hi-tension steel. **FRONT FORK:** Hi-tension steel. **FORK CROWN:** A-OW. **ENDS:** Stamped. **BRAZE-ONS:** Brake cable tunnels on top tube, 3 rings for Ladies/Derailleur cable stop on chainstay/Shift lever stop on down tube. **HEADSET:** Nikko 65-4. **TIRES:** IRC 27" x 1-1/4" gumwall 90psi, Schrader valves. **RIMS:** Araya steel chrome 27" x 1-1/4" H.P., 36 holes. **HUBS:** Nakano steel, ruffled. **SPOKES:** 14G U-c-p. **FRONT DERAILLEUR:** Suntour Spirit. **REAR DERAILLEUR:** Suntour Honor. **SHIFT LEVER:** Suntour UB-10 stem-mount, crystal outer. **CRANKSET:** SR CTC-55G alloy cotterless crank arms 52 x 42T x 165/170mm with chain guard. **FREEWHEEL:** Suntour Perfect 14-28T 6-speed black. **CHAIN:** DID 112 links black. **PEDALS:** KKT RT-EI steel. **SADDLE:** 170 type vinyl top, 190 type Ladies. **SEAT PILLAR:** Steel 9", 7" Ladies, allen key binder. **HANDLEBAR:** Steel maes, cushion grips for Mens/Steel flat, GA-30 grips for Ladies. **STEM:** S-Win-AH alloy. **BRAKES:** Shimano Z640 alloy sidepull, ruffled. **BRAKE LEVERS:** Shimano Z304 alloy with safety levers for Mens, alloy popular levers for Ladies, crystal outer. **ACCESSORIES:** CPSC reflectors/Spoke disc 7 1/2" resin./Without touch-up paint. **WEIGHT:** 29.9 lbs.



- Azure Blue (B-15)
- Fire Red (R-34)
- Gun Gray (S-5)



LL4 Ladyace

- Azure Blue (B-15)
- Gun Gray (S-5)



WEIGHT: 29.3 lbs.

PROFILE

Japan's oldest and leading manufacturer of bicycles.

MARUISHI Cycle is one of the largest bicycle manufacturers in Japan, and has an annual capacity of 1,000,000 bicycles. In 1884, MARUISHI imported bicycles for the first time into Japan and became the pioneer of bicycles. MARUISHI developed the original complete line of bicycles.

Today, MARUISHI's sales force is highly rated in the industry, with 15 offices and 4 factories throughout Japan and a wholly owned subsidiary in the United States.

All MARUISHI bicycles are precision engineered and are being manufactured under the strict quality and safety controls of the Japanese Vehicle Inspection Association. MARUISHI has been awarded many prizes both domestically and internationally for design and durability. MARUISHI's quality bicycles have been exported to every corner of the world for more than 50 years.

MARUISHI's longevity of over 90 years is said to be the "virtual history" of Japan's bicycle manufacturing industry.

Note: MARUISHI's symbol mark, the "Kangaroo" had the same meaning as "bicycle" in the past. It came from a story that an old British gentleman, wearing a swallow-tailed coat, riding on a dated bicycle looked like a "Kangaroo" running in the field. Now the "Kangaroo" represents MARUISHI's policy TO REMAIN ONE JUMP AHEAD OF OUR COMPETITORS.

LIMITED WARRANTY

MARUISHI CYCLE USA warrants its bicycles to be free from all defects in workmanship and materials under normal use, without time limit as expressed under this warranty.

Each MARUISHI bicycle must be fully assembled by an authorized MARUISHI dealer, at the time of purchase. All warranty claims must be presented to the dealer from whom the bicycle was purchased or any authorized MARUISHI dealer. If upon MARUISHI examination it is determined that replacement is justified, MARUISHI will replace the defective part at no cost, except transportation and labor costs, if any.

Notice: This warranty does not cover failure or damage due to: normal wear and tear, accident, abuse, negligence, improper fit, improper assembly, alteration or maintenance by any other than an authorized MARUISHI dealer. In no event shall MARUISHI, its agents or dealers be liable to the purchaser of its bicycle, or to third parties for any incidental damage, consequential damage or personal injury, due to its use. Some states do not allow the exclusion or limitation of incidental or consequential damages, so, the above limitations or exclusions may not apply to all purchasers.

This warranty gives the purchaser specific legal rights and the purchaser may also have other rights which may vary from state to state.

MARUISHI CYCLE USA



MARUISHI CYCLE

MARUISHI CYCLE USA

3434 West Sixth Street, Suite 204
Los Angeles, CA 90020

*Specifications subject to change without notice.

*Note that there may be slight product color variations from colors printed in this catalogue.